

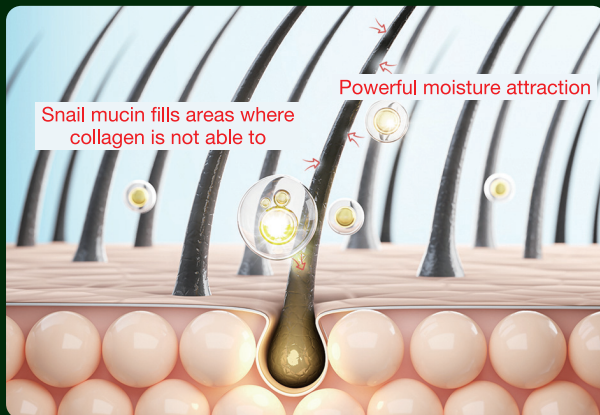
# HARA HILLS

## PRO

### ColorOrigin



## Chondroitin Sulfate



Chondroitin sulfate, the main component of snail mucin (snail mucus extract), combines with hair and supplies moisture and nutrients, helping maintain healthy hair.

## Changing the paradigm of hair dyes

### POINT 1

#### No PPD / No AMMONIA

The dye is PPD (Paraphenylenediamine) and ammonia free, reducing the risk of allergic reactions and minimizing scalp and eye irritation.

### POINT 2

#### Color Lock Technology

The dye penetrates deep and evenly into the hair cortex to increase color stability and coats the cuticle layer to prevent color loss and ensure lasting color.

### POINT 3

#### Reduced Hair Damage

Ultra-low molecular collagen, keratin, and peptide strengthens hair and helps keep its shine.

### POINT 4

#### Eco-Friendly

All ingredients within the dye, including our patented compound, are natural and plant-based.



## How to Use

1. Please read and follow the directions listed on the back of the product before using.
2. Please perform the patch test to make sure that your body does not show an allergic reaction.
3. Please shampoo and dry thoroughly before starting.
4. After drying, please brush well to straighten and detangle hair.
5. Please use a covering (cape, gown) to prevent stains on clothes and surrounding areas.
6. Open the dye and mix in a 1:1 ratio with the developer.
7. Evenly apply the dye, focusing on certain areas as needed.
8. After application, please wait 30-40 minutes.
9. Please shampoo thoroughly to wash off all the dye, then dry.




1. Brush well to straighten and detangle hair.



2. Mix the dye and developer in a 1:1 ratio.




3. To ensure even application of dye to the roots, divide sections in opposite directions and apply the dye from the root down.



4. After applying, wait 30 – 40 minutes.



5. Shampoo thoroughly and completely rinse off the dye with lukewarm water.



6. Dry and check the color.